



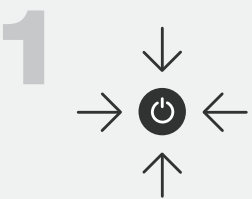
Texas Instruments
PUSHING POWER FURTHER.

Top **5** trends driving **change**
in **power management**



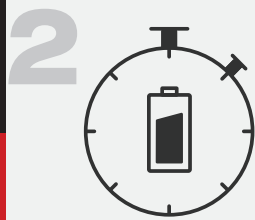
Power trends

We are in constant pursuit of pushing the limits of power: developing new process, packaging and circuit-design technologies to deliver the best devices for your application. Whether you need to improve power density, extend battery life, reduce electromagnetic interference, preserve power and signal integrity, or maintain safety in the presence of high voltages, we're committed to working alongside you to help solve your power-management challenges. Texas Instruments: Your partner in pushing power further.



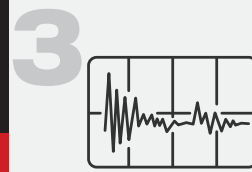
Power density

Increasing power density to achieve more power in smaller spaces, enhancing system functionality at reduced system costs



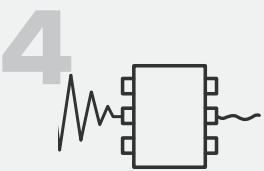
Low I_Q

Lowering quiescent current to extend battery and shelf life without compromising system performance



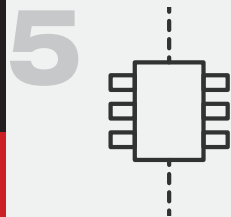
Low EMI

Minimizing interference to lower system cost and quickly meet EMI standards




Low noise & precision

Enhancing power and signal integrity to improve system-level protection and accuracy



Isolation

Transferring signal and/or power across a high-voltage isolation barrier to increase safety with the highest working voltage and reliability



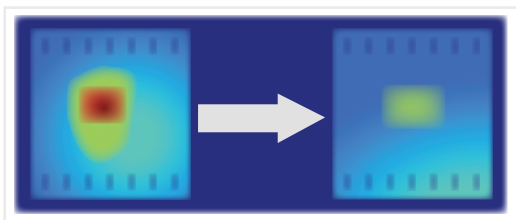
Power density

Achieve more power in smaller spaces, enhancing system functionality at reduced system costs

Board area and height are becoming limiting factors as power demands increase. Power designers must squeeze more circuitry into their applications to differentiate their products while also increasing efficiency and enhancing thermal performance. Higher power levels in smaller form factors are now possible using TI's advanced process, packaging and circuit-design technologies.

DEVICES GENERATING LESS HEAT


- Industry-leading power process node for <100 V
- 600-V gallium nitride (GaN) devices for unmatched switching performance



Thermal images comparing the impact of higher efficiency on temperature rise.

TOPOLOGIES AND CIRCUITS ENABLING SMALLER PASSIVES

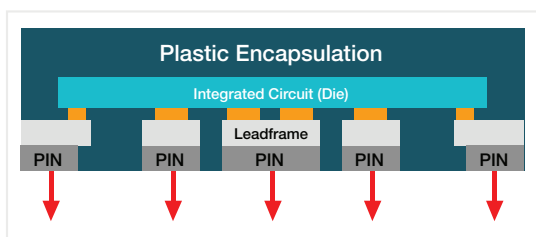
- Multilevel converter topologies
- Advanced power-stage gate drivers



Multilevel topologies enabling much smaller magnetics.

PACKAGES REMOVING THE HEAT

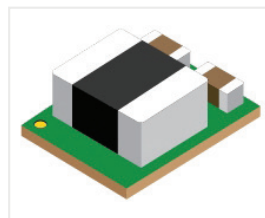
- HotRod™ packaging
- Enhanced HotRod QFN enabling thermal pads



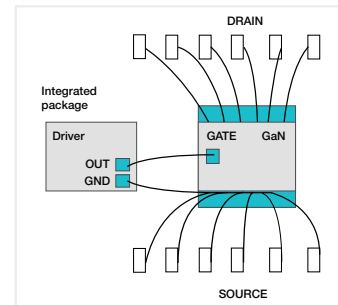
HotRod™ packaging eliminating bond-wires while maintaining excellent thermal performance.

INTEGRATION MINIMIZING PARASITICS AND REDUCING SYSTEM FOOTPRINT

- MicroSiP 3D-module integration
- GaN and driver multichip module (MCM) with low loop inductances



MicroSiP package enabling 3D integration.



GaN + gate driver MCM to reduce parasitics improving power density.

Learn more: www.ti.com/powerdensity

Key product categories for power density: [Battery charger ICs](#), [Buck-boost & inverting regulators](#), [Gallium Nitride \(GaN\) ICs](#), [Isolated bias supplies](#), [Isolated gate drivers](#), [LED drivers](#), [Linear regulators \(LDO\)](#), [Multi-channel ICs \(PMIC\)](#), [Offline & isolated DC/DC controllers & converters](#), [Power switches](#), [Step-down \(buck\) regulators](#), [Step-up \(boost\) regulators](#), [USB Type-C & USB Power Delivery ICs](#)

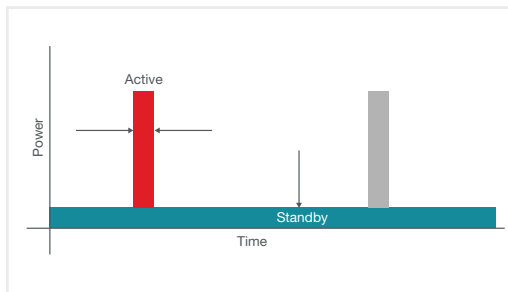
Low quiescent current (I_Q)

Extend battery and shelf life without compromising system performance

In battery-operated systems, the need to achieve high efficiency at no- or light-load conditions requires power solutions to tightly regulate the output while maintaining ultra-low supply current. With TI's portfolio of ultra-low I_Q technologies and products, you can maximize your battery run time and enable low power consumption in your next design.

LOW STANDBY POWER

- Extend battery runtime with ultra-low-leakage components and novel control topologies



Fast wake-up and low standby power.

SMALL FORM FACTOR

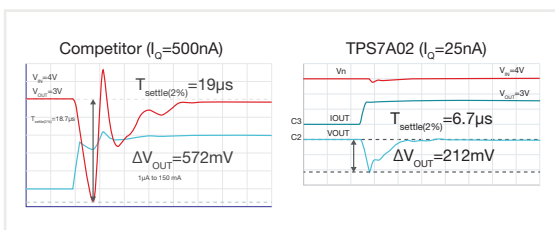
- Application-enabling die and package size without compromising quiescent power, enabled by TI's patented circuit techniques



Ultra-small packages without compromising I_Q .

FAST RESPONSE TIME

- Enhance system functionality with fast wake-up circuits and adaptive biasing to improve dynamic response time while maintaining ultra-low quiescent power consumption



TI vs. competition demonstrating ultra-low I_Q and excellent transient response.


Learn more: www.ti.com/lowiq

Key product categories for low I_Q : [Battery charger ICs](#), [Buck-boost & inverting regulators](#), [Linear regulators \(LDO\)](#), [Power switches](#), [Series voltage references](#), [Shunt voltage references](#), [Step-down \(buck\) regulators](#), [Step-up \(boost\) regulators](#), [Supervisors & reset ICs](#)

Low EMI

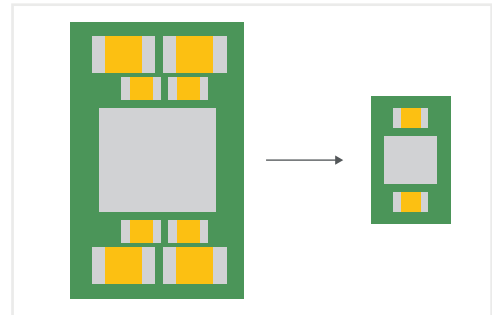
Lower system costs and quickly meet EMI standards by reducing emissions

Electromagnetic interference (EMI) is a key requirement of increasing importance in electronic systems, especially in new applications such as automotive and industrial. Designing for low EMI can save you significant development cycle times while also reducing board area and solution cost. TI offers multiple features and technologies to mitigate EMI in all of the frequency bands of interest.



IMPROVE FILTER SIZE AND COST


- Mitigate the impact of generated EMI with TI's advanced spread-spectrum techniques



Advanced EMI mitigation techniques to reduce passive filter size.

REDUCE DESIGN TIME AND COMPLEXITY

- Fundamentally reduce generated emissions at the source using low inductance packages, capacitor integration and advanced gate driver techniques



Reducing radiated noise by in-package high-frequency capacitor integration.

Learn more: www.ti.com/lowemi

Key product categories for low EMI: [Buck-boost & inverting regulators](#), [Isolated bias supplies](#), [Multi-channel ICs \(PMIC\)](#), [Step-down \(buck\) regulators](#), [Step-up \(boost\) regulators](#)

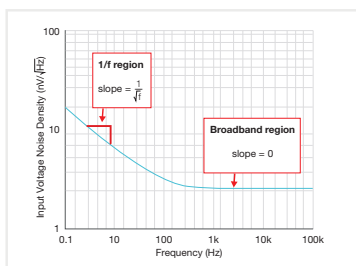
Low noise and precision

Enhance power and signal integrity to improve system-level protection and accuracy

The ability to monitor, condition and process signals in the power chain is critical in order to maximize system performance and reliability. High-precision systems require accurate low-noise references, as well as supply rails with low noise and ripple. TI uses dedicated process components and advanced circuit and test techniques that increase accuracy and minimize distortion.

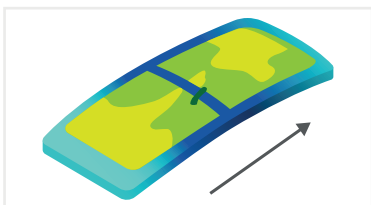
REDUCE AND MITIGATE IC ERROR SOURCES

- Leverage TI's highly optimized low-noise complementary metal oxide semiconductor (CMOS) process to reduce process non-idealities
- Reduce the impact of process non-idealities with advanced circuit and test techniques



Noise vs. frequency plot.

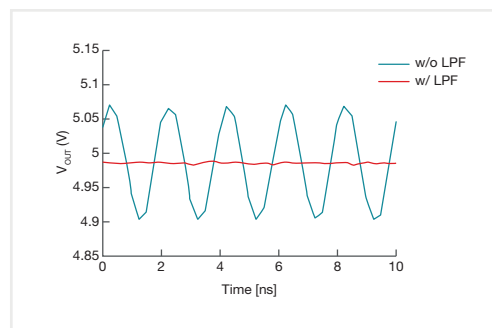
- Advanced capabilities such as ceramic packages and board stress-management techniques



Managing silicon and board stress.

SYSTEM NOISE MITIGATION

- Technology advancements that enable better immunity to system-level disturbances and noise with high power-supply rejection ratio (PSRR) low-dropout regulators (LDOs) and on-chip filtering



High PSRR enable better filtering and lower output noise.

Learn more: www.ti.com/lownoise

Key product categories for low noise & precision: [Battery monitors & balancers](#), [Linear regulators \(LDO\)](#), [Multi-channel ICs \(PMIC\)](#), [Series voltage references](#), [Shunt voltage references](#), [Supervisor & reset ICs](#)

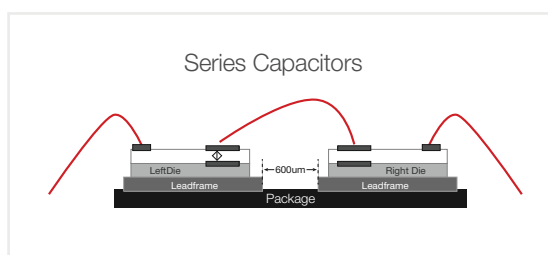
Isolation

Increase safety with the highest working-voltage and reliability

Isolation is about reliable protection in the presence of dangerous high voltages. Galvanic isolation electrically separates two domains, allowing power or signals to transfer across the barrier without compromising human safety, while also preventing ground potential differences and improving noise immunity. TI's portfolio of isolation technologies, including a capacitive SiO₂ insulation barrier and integrated transformers, help exceed Verband der Automobilindustrie (VDA), Canadian Standards Association (CSA) and Underwriters Laboratory (UL) standards without compromising performance. To learn more about isolation, see all of our isolation solutions.

TRANSFERRING SIGNALS

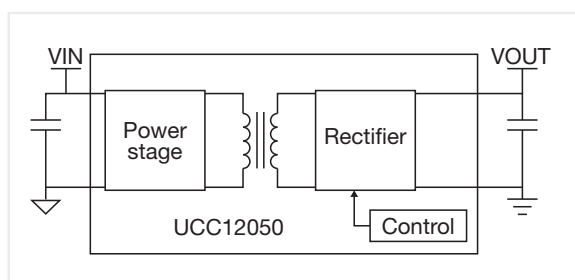
- Improve system robustness and reliability with high-quality isolation technology, low-latency data transfer and excellent common-mode transient immunity (CMTI).




Transferring signals using SiO₂ isolation capacitors.

TRANSFERRING POWER

- Reduce thermal burden and simplify EMI compliance by integrating high-voltage isolation components necessary to transfer power in a single package.



Transferring power efficiently and with low EMI through integrated transformers.



Learn more: www.ti.com/isolationtechnology

Key product categories for isolation: [Isolated bias supplies](#), [Isolated gate drivers](#), [Digital isolators](#), [Isolated ADCs](#), [Isolated amplifiers](#), [Isolated interfaces](#)

TI POWER

Texas Instruments
PUSHING POWER FURTHER.

Important Notice: The products and services of Texas Instruments Incorporated and its subsidiaries described herein are sold subject to TI's standard terms and conditions of sale. Customers are advised to obtain the most current and complete information about TI products and services before placing orders. TI assumes no liability for applications assistance, customer's applications or product designs, software performance, or infringement of patents. The publication of information regarding any other company's products or services does not constitute TI's approval, warranty or endorsement thereof.

The platform bar and HotRod are trademarks of Texas Instruments. All other trademarks are the property of their respective owners.

IMPORTANT NOTICE AND DISCLAIMER

TI PROVIDES TECHNICAL AND RELIABILITY DATA (INCLUDING DATASHEETS), DESIGN RESOURCES (INCLUDING REFERENCE DESIGNS), APPLICATION OR OTHER DESIGN ADVICE, WEB TOOLS, SAFETY INFORMATION, AND OTHER RESOURCES "AS IS" AND WITH ALL FAULTS, AND DISCLAIMS ALL WARRANTIES, EXPRESS AND IMPLIED, INCLUDING WITHOUT LIMITATION ANY IMPLIED WARRANTIES OF MERCHANTABILITY, FITNESS FOR A PARTICULAR PURPOSE OR NON-INFRINGEMENT OF THIRD PARTY INTELLECTUAL PROPERTY RIGHTS.

These resources are intended for skilled developers designing with TI products. You are solely responsible for (1) selecting the appropriate TI products for your application, (2) designing, validating and testing your application, and (3) ensuring your application meets applicable standards, and any other safety, security, or other requirements. These resources are subject to change without notice. TI grants you permission to use these resources only for development of an application that uses the TI products described in the resource. Other reproduction and display of these resources is prohibited. No license is granted to any other TI intellectual property right or to any third party intellectual property right. TI disclaims responsibility for, and you will fully indemnify TI and its representatives against, any claims, damages, costs, losses, and liabilities arising out of your use of these resources.

TI's products are provided subject to TI's Terms of Sale (www.ti.com/legal/termsofsale.html) or other applicable terms available either on ti.com or provided in conjunction with such TI products. TI's provision of these resources does not expand or otherwise alter TI's applicable warranties or warranty disclaimers for TI products.

Mailing Address: Texas Instruments, Post Office Box 655303, Dallas, Texas 75265
Copyright © 2020, Texas Instruments Incorporated